

WIRELESS TRANSMITTER DUOS inHYGROTEMP



Tekon Wireless Transmitter DUOS inHygrotemp is the perfect wireless solution for monitoring applications, automation and centralization of temperature and relative humidity measurements throughout the production process, distribution and storage of refrigerated substances, frozen and deep-frozen, HVAC and other industry processes.

This device combines a built-in temperature and relative humidity sensor allowing a wide range of temperature and relative humidity measurements (from -40 to 60°C and 0 to 100%).

Product References

	White
868MHz	PA210310210
915MHz	PA210310220

KEY FEATURES

0% TO 100%

HUMIDITY SENSOR MEASUREMENT RANGE

-40 °C TO 60 °C

TEMPERATURE SENSOR MEASUREMENT RANGE

DIGITAL INPUT

BUILT-IN SENSOR

WIRELESS LINK STRENGTH (RSSI)

AUTO DISCOVERY OF THE BEST WIRELESS LINK

LOW POWER AND LONG BATTERY LIFE

MEASUREMENT AND TRANSMISSION OF BATTERY VOLTAGE

IP65 PROTECTION

DS_DUOS_INHYGROTEMP_ED01A

TECHNICAL SPECIFICATIONS

RADIO SPECIFICATIONS	868MHZ	915MHZ
Range ¹	Up to 4 Km LoS	
Minimum communication distance	3 m @ 27 dBm (500mW)	
Radio transmit power ²	0 to 27 dBm	8 to 27 dBm
Radio receiver sensitivity ²	-97 to -110 dBm	
Frequency band ²	868 to 869 MHz	902 to 928 MHz ⁵
Radio channels	16	50 ⁶
Radio transmission rate ²	1,2 to 76,8 kbit/s	
Modulation	GFSK	2-FSK
Encryption method	AES 128 (Advanced Encryption Standard)	

WIRELESS NETWORK

Maximum devices	55
Maximum hops	13
Communication period	1 to 43200 seconds (configurable)

TEMPERATURE MEASUREMENT

Range	-40 to 60 °C
Resolution	0,1 °C
Accuracy	Typical: ± 0,25 °C / Maximum: ± 0,5 °C
Sensor type	I2C digital sensor
Response time	1 second

HUMIDITY MEASUREMENT

Range	0 to 100 %
Resolution	0,01 %
Full precision range	10 to 90 % (0..60°C)
Response time (t ₆₃) at 25°C	8 seconds
Accuracy at 25°C	± 3%
Sensor type	I2C digital sensor

DIGITAL INPUT - ELECTRICAL AND TIME FEATURES

Contact type	Dry contact
Standby state	Open / OFF
Current consumption	DI ON: 28uA / DI OFF: 0uA
Communication time after DI activation	< 1,1 seconds
DI debounce time	60ms
Edge trigger	Open -> Close
DI event buffer	8

POWER SUPPLY

3x1,5 V AA lithium/alkaline/Ni-MH batteries ³
External power supply with 5 VDC ± 5%
Peak current < 100 mA ²

Supply voltage measurement accuracy ± 100 mV

Sleep mode current consumption $< 30 \mu A$

OPERATING ENVIRONMENT

Temperature range -40 °C to 60° C

Humidity 95% maximum relative humidity (non-condensing)

INTERFACE

2 blue LED (LED 1 and LED 2) for wireless network address identification and general operation status

1 red LED (LED 4) and 1 green LED (LED 3) for wireless network operation status

1 magnetic reed switch for system reset

1 M8 female socket with 5 poles for device configuration through host computer

FACTORY DEFAULT SETTINGS

	868MHZ	915MHZ
Frequency	869,525 MHz	915,000 MHz
Radio transmit power	27 dBm	
Radio transmission rate	76,8 kbit/s	
Wireless channel	13	26
Transmitter ID	1	
Communication period	10 seconds	
Configuration time window at startup	10 seconds	
Wireless network ID	16777217	

CASING

Dimensions 162 x 88,5 x 25 mm

Weight 100 g

Material ABS UL94HB

Protection index IP65

CERTIFICATIONS AND APPROVALS

EN 301 489-1 V2.2.1

¹ Range depends on the RF propagation environment and Line of Sight (LoS). Always verify your wireless network's range by performing a Site Survey.

² Dependent on radio channel selection.

³ Batteries not included.

⁴ Considering a communication period of 10 minutes, and maximum transmit power (27dBm) at 25 °C.

⁵ In some countries, the frequency band admitted is not so extended as the default range.

⁶ The radio frequencies admitted in Australia are available from channel 26 to channel 50.

BATTERIES

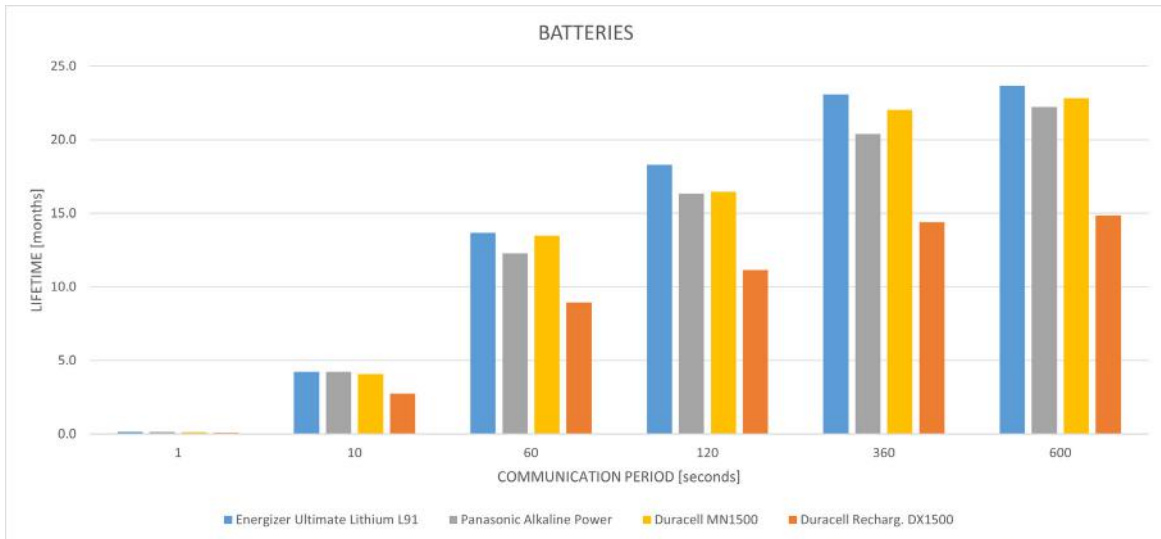
RECOMMENDED BATTERIES

BRAND	ENERGIZER	PANASONIC	DURACELL	DURACELL
Model	Ultimate Lithium L91	Alkaline Power	MN1500	DX1500H
TME Part Number	BAT-FR6/EGL-B4	BAT-LR06/P-B4	BAT-LR6/DR-B12	ACCU-R6/2500/DR
Classification	Lithium	Alkaline	Alkaline	Rechargeable
Chemical System	Li/FeS ₂	Zn/MnO ₂	Zn/MnO ₂	Ni-MH

Nominal Voltage	1,5 V	1,5 V	1,5 V	1,2 V
Type	AA	AA	AA	AA
Operating Temperature	-40°C to 60°C	-20°C to 54°C	-20°C to 54°C	-10°C to 50°C

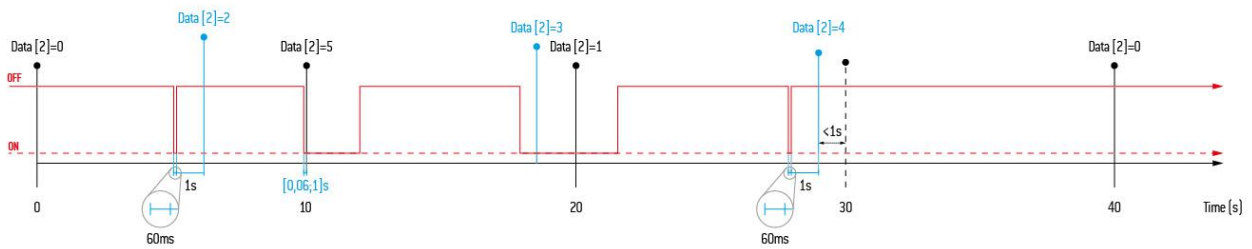
VOLTAGE THRESHOLD (VDC)	INTERNAL TEMP. ≥ -10°	INTERNAL TEMP. < -10°
Critical battery	3 V	2,5 V

PERFORMANCE TESTS



DIGITAL INPUT
TRANSMITTER DI OPERATION

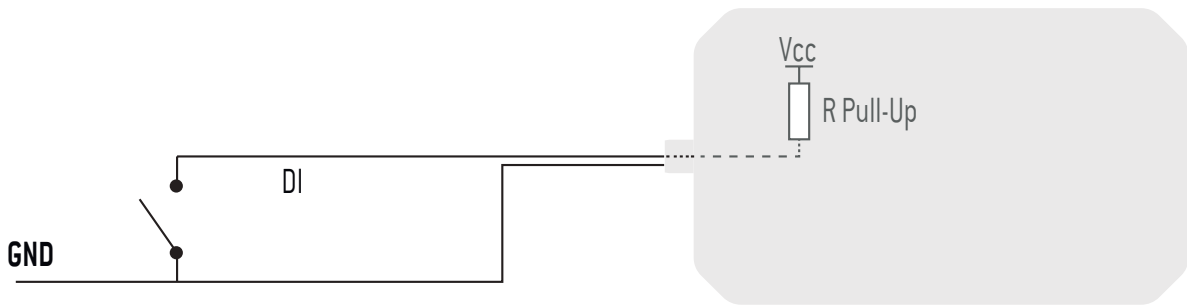
- Transmission triggered by C.P.
- CP - Communication Period = 10 seg
- DI - Digital Input State
- TX-DI - Transmission triggered by DI



DI STATE / AWAKENED BY	Time	DI	DI+Time
OFF	0	2	4
ON	1	3	5

Note: If Communication Period is equal to 1 second, possible values are: 0, 1, 4 and 5.

CONNECTION DIAGRAM



CALIBRATION SETTINGS

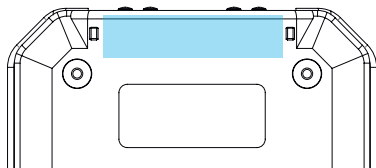
Linear Calibration (y=mx+b)*	m	b
Humidity	1 (default)	0 (default)
Temperature	1 (default)	0 (default)

* Software configurable values

RSSI LEVELS

SIGNAL (DBM)	QUALITY
0 to -50	Excellent
-51 to -60	Good
-61 to -70	Acceptable
-71 to -100	Poor

MAGNETIC SWITCH



The DUOS Wireless Transmitters have a magnetic switch that allows to reset the devices.

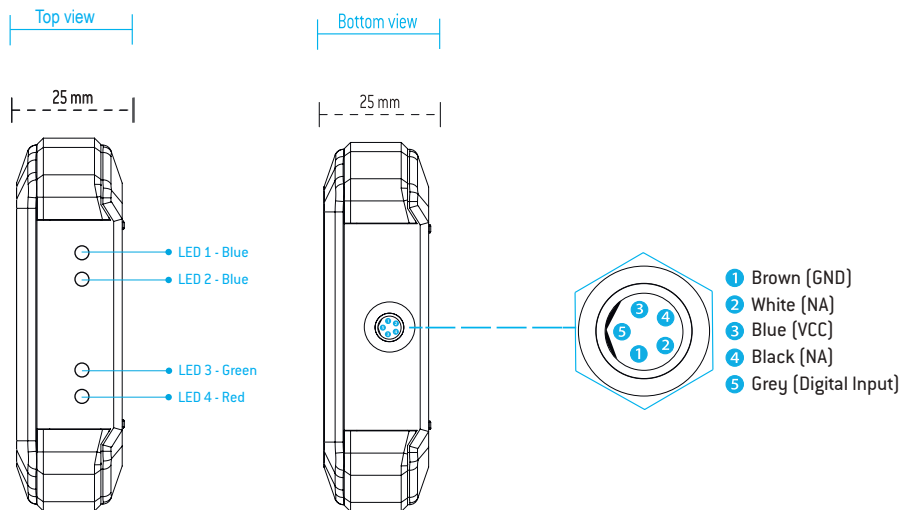
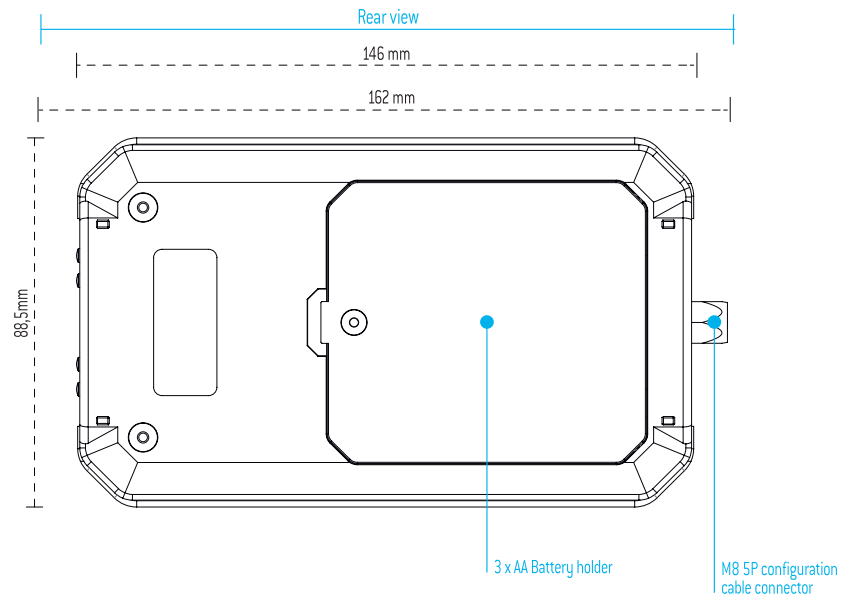
Operation Mode:

Slide a magnet in the area marked in the image. All LED's will be active and the transmitter will be restarted.

TECHNICAL DRAWINGS

DIMENSIONAL DRAWINGS AND INTERFACE DESIGN

POWER SUPPLY AND COMMUNICATIONS CONNECTOR



ACCESSORIES



DUOS EXTERNAL POWER CABLE

REF.: PA160410008

DUOS Transmitter external power supply cable.



DUOS TRANSMITTER SARC

REF.: PA160410005

Cable used to configure DUOS Transmitter using Tekon Configuration software.



DUOS POWER SUPPLY 230V AC / 5V DC

REF.: PA160413610

230V/50Hz Power supply cable to be used with the wireless gateway and repeater DUOS.



DUOS DI+TEMP EXTERNAL CABLE

REF.: PA160410009

DUOS DI+TEMP Digital Input cable.

REVISION HISTORY

VERSION

E01B

© BRESIMAR AUTOMAÇÃO, S.A.
All rights reserved.


The contents of this document (texts, images, brands, corporate image, trade name, designs, methodological and product descriptions, among others), as well as its structure and design, are owned by Bresimar Automação, SA (herein in referred to as Bresimar) or, it has legitimacy for its use, being strictly prohibited the modification, exploitation, reproduction, communication to third parties or distribution of all or part of the contents of this document, without the prior express written consent of Bresimar .

Bresimar will not be liable for any claim, loss or damages resulting from or arising from a cause over which Bresimar has no control, whether by acts or omissions, breach of contract or non-compliance with applicable laws by the Supplier , as well as incidents caused by the client's systems.

TEKON ELECTRONICS
a brand of Bresimar Automação S.A.

Avenida Europa, 460
Quinta do Simão
3800-230 Aveiro
PORTUGAL

P.: +351 234 303 320
M.: +351 933 033 250
E.: sales@tekonelectronics.com



Cofinanciado por:



UNIÃO EUROPEIA
Fundo Europeu
de Desenvolvimento Regional