

PLUS PRIMARY BATTERIES POWER BOX



TECHNICAL SPECIFICATIONS

REFERENCE

PA123791201

POWER SUPPLY

Battery type	3 x alkaline/lithium/Ni-MH AA batteries (See "Batteries" table)
Battery voltage	1,5 VDC (per battery) (See "Batteries" table)
Power In (External Power)	5 to 24 VDC

POWER OUT

Output power	5,4 VDC \pm 5% ^[1]
PV (Power voltage battery status)	3,0 to 5,0 VDC ^[2]

OPERATING ENVIRONMENT

Ambient temperature range	-30°C to 80°C
Relative humidity	\leq 95% (non-condensing)

HOUSING

Dimensions	120 x 90 x 50 mm
Weight	314 g
Material	ASA+PC-FR (UL 94 V-0) / Polycarbonate
Protection index	IP65

DS_PLUS_PRIM_BAT_PW_BOX_E01A

CERTIFICATIONS AND APPROVALS

EMC Directive 2014/30/EU

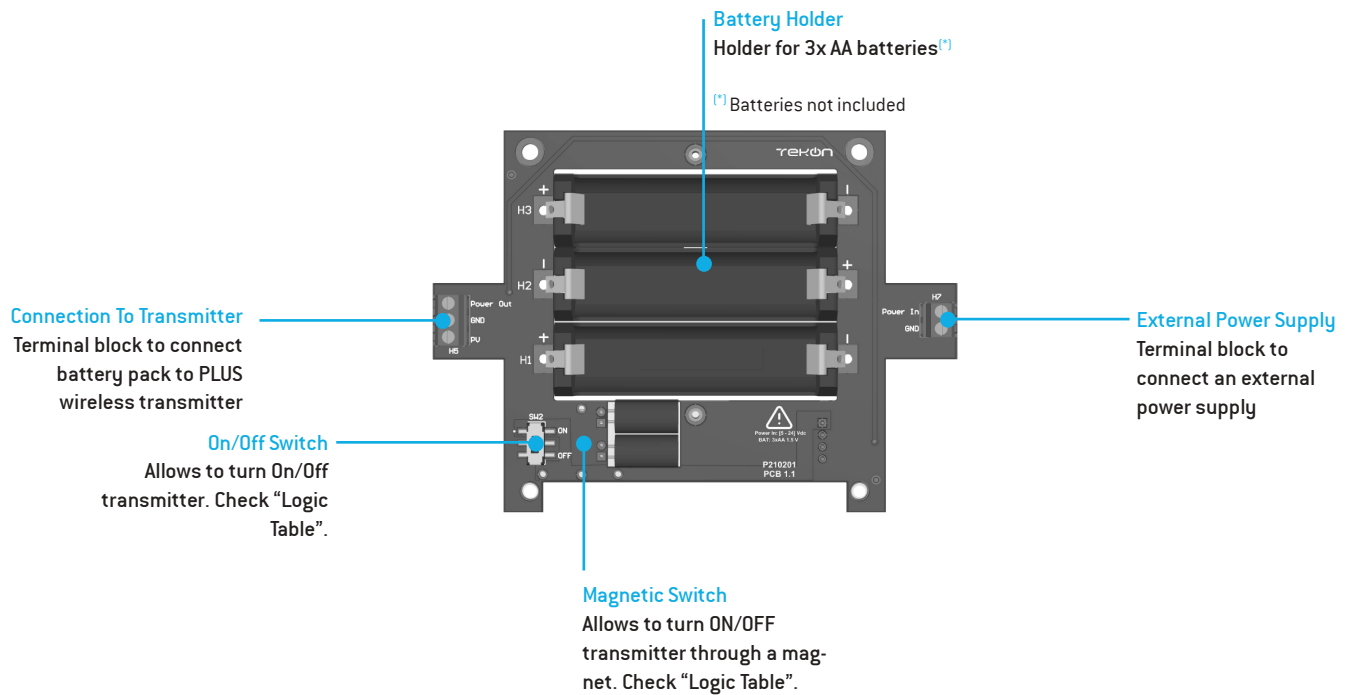
EN 61326-1

2011/65/EU - July 1, 2011

^[1] When powered by batteries. Output voltage is equal to power in voltage when powered by an external power supply.

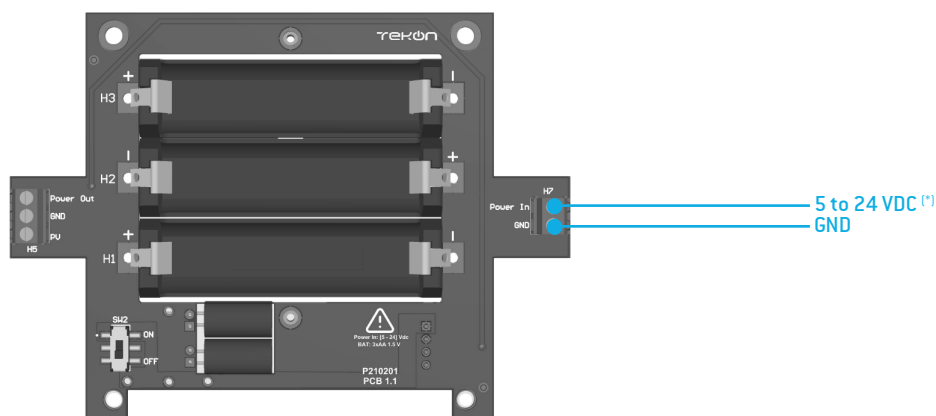
^[2] If battery voltage is lower than 3,0 V DC, consider to replace the batteries.

DESCRIPTION



WIRING DIAGRAM

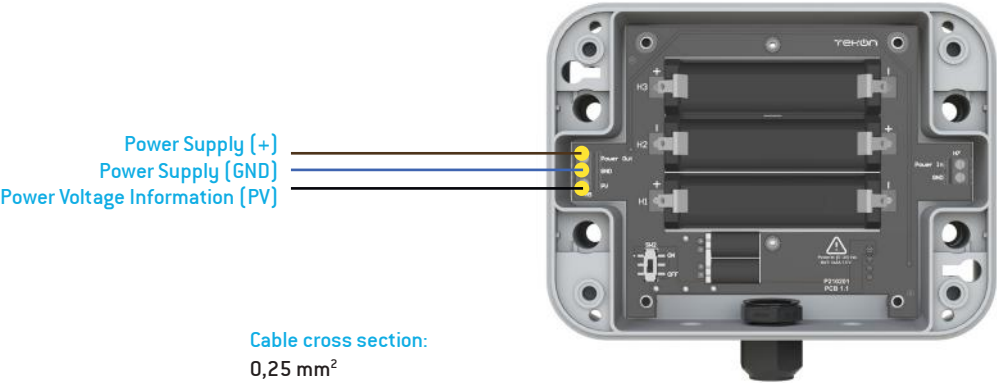
External Power Supply



^[1] External power can work simultaneously with primary batteries. Batteries works as a backup power when external voltage is equal or higher than 5,5 V.

Cross section of connector: 0,205 to 1,31 mm².

Connection to Device



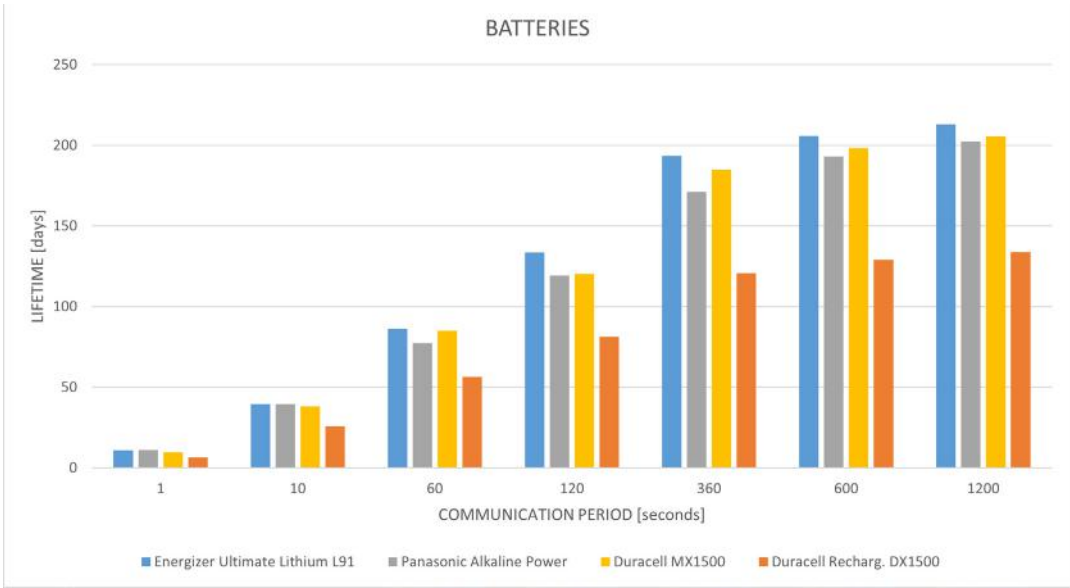
Note: If “PV” connection is in use, PLUS wireless transmitter will send battery voltage to gateway, otherwise the transmitter will provide “Power Out” voltage.

TERMINAL BLOCK	DESCRIPTION
Power Out	Regulated power output voltage
GND	Ground connection
PV	Power voltage to monitor battery voltage

BATTERIES

RECOMMENDED BATTERIES (*)				
BRAND	ENERGIZER	PANASONIC	DURACELL	DURACELL
Model	Ultimate Lithium L91	Alkaline Power	MN1500	DX1500H
TME Part Number	BAT-FR6/EGL-B4	BAT-LR06/P-B4	BAT-LR6/DR-B12	ACCU-R6/2500/DR
Classification	Lithium	Alkaline	Alkaline	Rechargeable
Chemical System	Li/FeS ₂	Zn/MnO ₂	Zn/MnO ₂	NiMH
Nominal Voltage	1,5 V	1,5 V	1,5 V	1,2 V
Type	AA	AA	AA	AA
Operating Temperature	-40°C to 60°C	-20°C to 54°C	-20°C to 54°C	-10°C to 50°C

PERFORMANCE TESTS



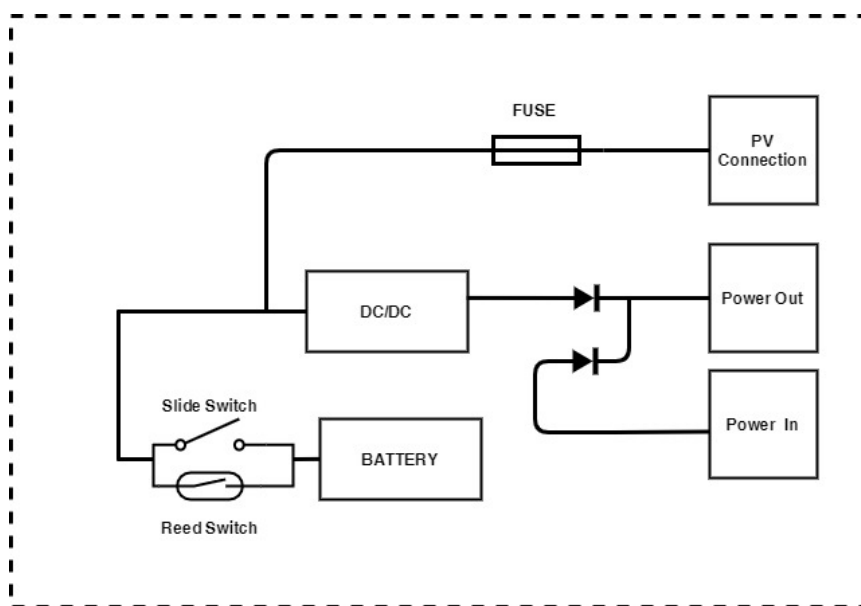
(*) Tests performed with PLUS TWP-xUT transmitter at ambient temperature {23°C}.

SWITCH

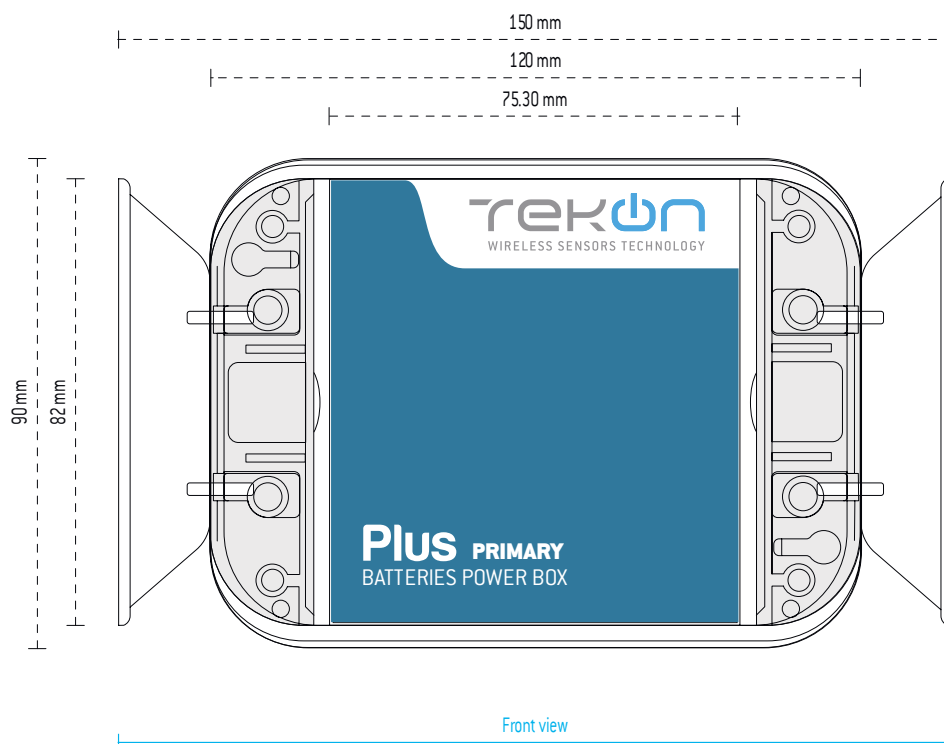
LOGIC TABLE

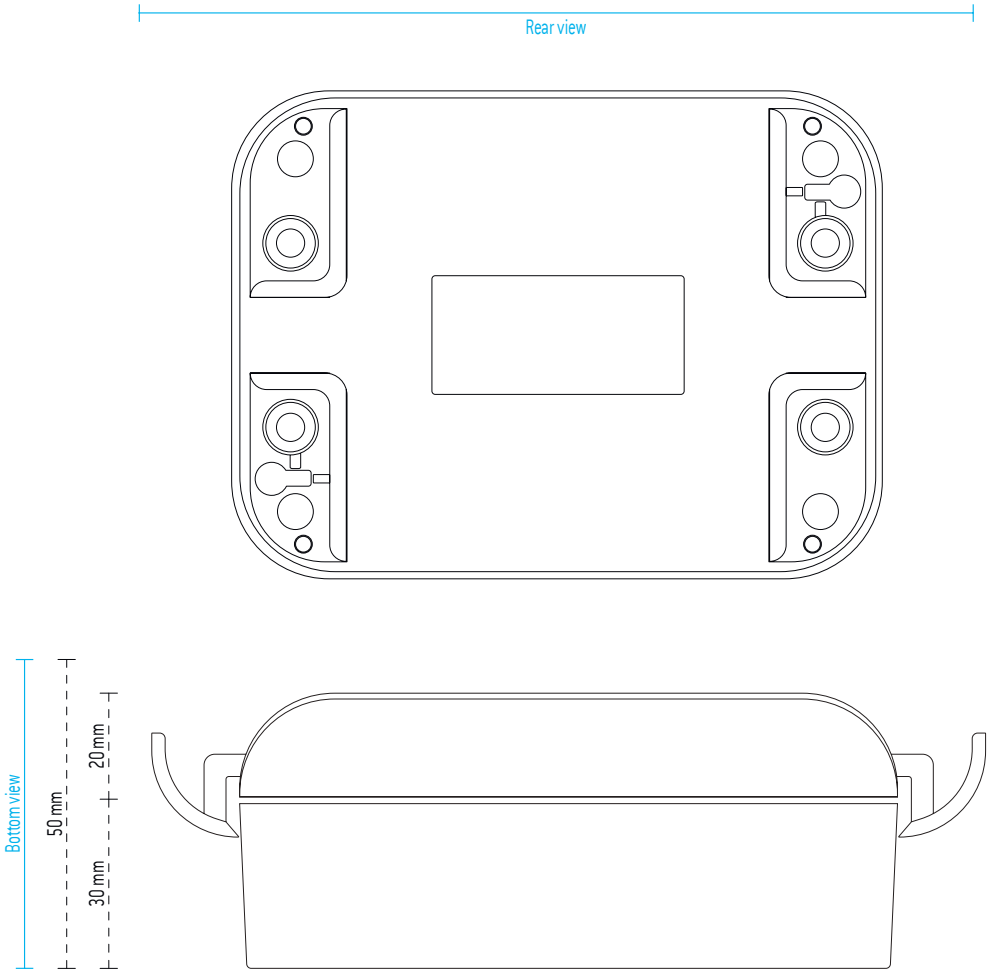
REED SWITCH	ON / OFF SWITCH	POWER OUT
On	On	On
On	Off	On
Off	On	On
Off	Off	Off

BLOCK DIAGRAM



TECHNICAL DRAWINGS

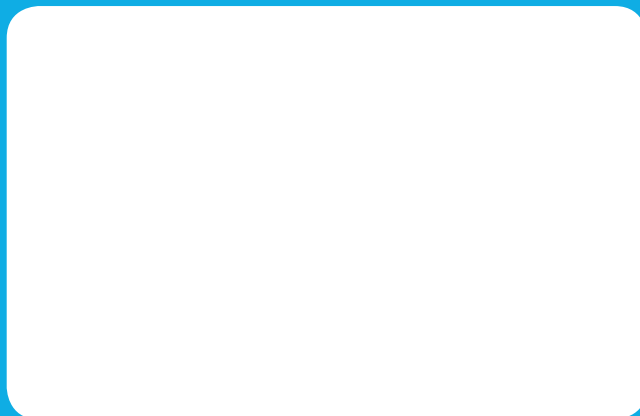




TEKON ELECTRONICS
a brand of Bresimar Automação S.A.

Avenida Europa, 460
Quinta do Simão
3800-230 Aveiro
PORTUGAL

P.: +351 234 303 320
M.: +351 933 033 250
E.: sales@tekonelectronics.com



Cofinanciado por:



UNIÃO EUROPEIA
Fundo Europeu
de Desenvolvimento Regional