

D5072-096

I.S. SIL2 Thermocouple/mV Repeater

The Thermocouple/mV Repeater D5072-096 accepts a low level dc signal from millivolt or thermocouple sensor, located in Hazardous Area, and repeats, with isolation, the signal to Safe Area, suitable for applications requiring SIL 2 level in safety related systems for high risk industries. For D5072D-096 module: duplicator function provides two independent outputs from one single input.

FEATURES

- SIL 2 / SC 3
- Input from Zone 0/Div. 1
- Installation in Zone 2/Div. 2
- mV or thermocouple input
- Output duplication
- Fully programmable operating parameters
- High Accuracy, μ P controlled A/D converter
- Three port isolation, Input/Output/Supply
- High Density, two channels per unit

ORDERING INFORMATION

Ordering codes

D5072S-096: 1 channel

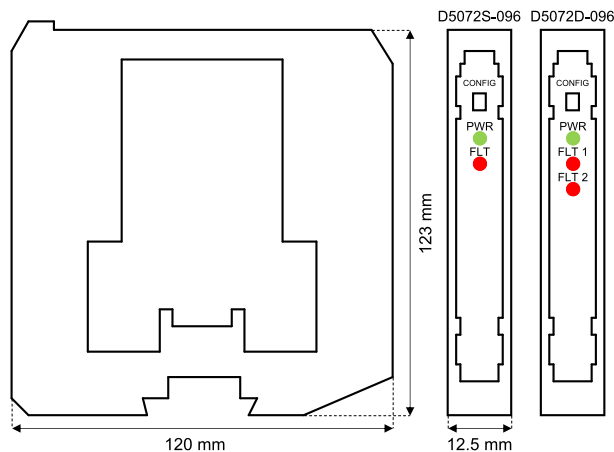
D5072D-096: 2 channels

Accessories

Bus Connector JDFT049, Bus Mounting Kit OPT5096.

Programmable USB serial line Kit PPC5092 + SWC5090.

OVERALL DIMENSIONS



TECHNICAL DATA

Supply

24 Vdc nom (18 to 30 Vdc), reverse polarity protected.

Current consumption: 35 mA (D5072D-096), 30 mA (D5072S-096), @ 24 Vdc, typical.

Power dissipation: 0.85 W (D5072D-096), 0.6 W (D5072S-096), @ 24 Vdc, typical.

Input

Millivolt or any type of thermocouple within Input Range.

Integration time: 75 ms (fast), 375 ms (slow), user selectable.

Input range: -10 to +100 mV.

Thermocouple burnout current: $\leq 50 \mu$ A.

Output

Millivolt.

Transfer characteristic: linear.

Response time: ≤ 20 ms (10 to 90 % step).

Output range: -10 to +100 mV.

Fault

Output reflects burnout/internal fault condition via highscales (+110 mV) value forcing. Fault condition is also signaled via BUS and red LED on front panel.

Performance

Ref. Conditions: 24 V supply, 23 ± 1 °C ambient temperature, slow integration mode.

Input:

Calibration & linearity accuracy: $\leq \pm 10 \mu$ V.

Temp. influence: $\leq \pm 3 \mu$ V/°C, typical.

Output:

Calibration & linearity accuracy: $\leq \pm 10 \mu$ V.

Temp. influence: $\leq \pm 3 \mu$ V/°C, typical.

Isolation

I.S. In/Out 2.5 kV; I.S. In/Supply 2.5 kV; I.S. In/I.S. In 500 V; Out/Supply 500 V; Out/Out 500 V.

Environmental conditions

Operating temperature: temperature limits -40 to +70 °C.

Storage temperature: temperature limits -45 to +80 °C.

Safety description

Associated apparatus and non-sparking electrical equipment.

D5072S-096: $U_o = 7.2$ V, $I_o = 23$ mA, $P_o = 40$ mW, $U_i = 12.8$ V, $C_i = 0$ nF, $L_i = 0$ nH at terminals 7-8.

D5072D-096: $U_o = 7.2$ V, $I_o = 16$ mA, $P_o = 27$ mW, $U_i = 12.8$ V, $C_i = 0$ nF, $L_i = 0$ nH at terminals 7-8, 11-12.

$U_m = 250$ Vrms or Vdc, -40 °C $\leq T_a \leq 70$ °C.

Mounting

DIN-Rail 35 mm, with or without Power Bus.

Weight: about 135 g (D5072D-096), 130 g (D5072S-096).

Connection: by polarized plug-in disconnect screw terminal blocks to accommodate terminations up to 2.5 mm² (13 AWG).

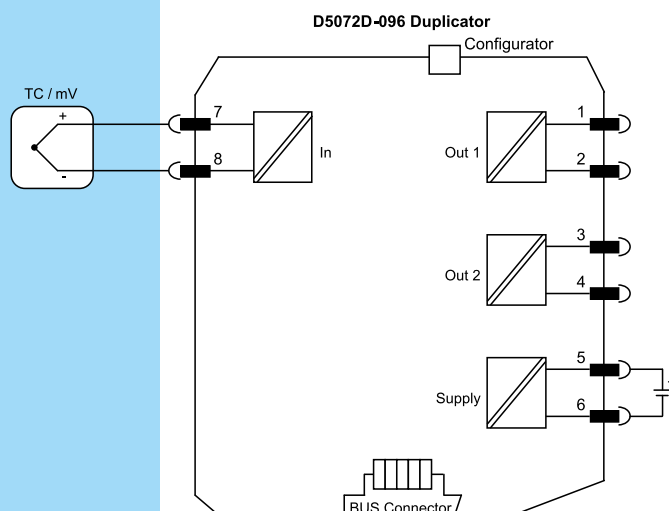
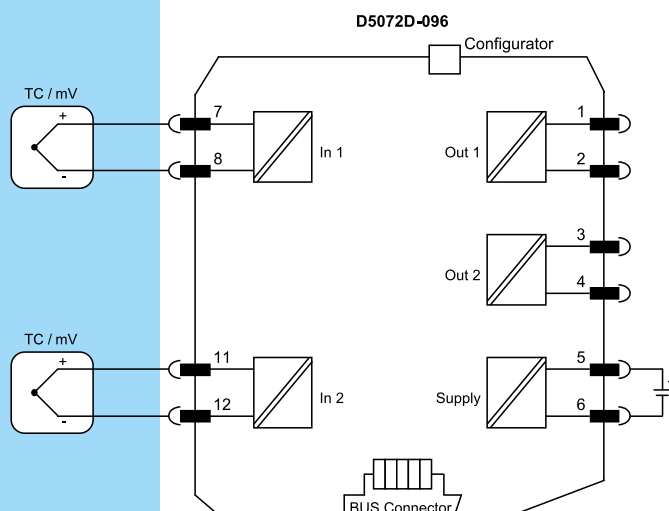
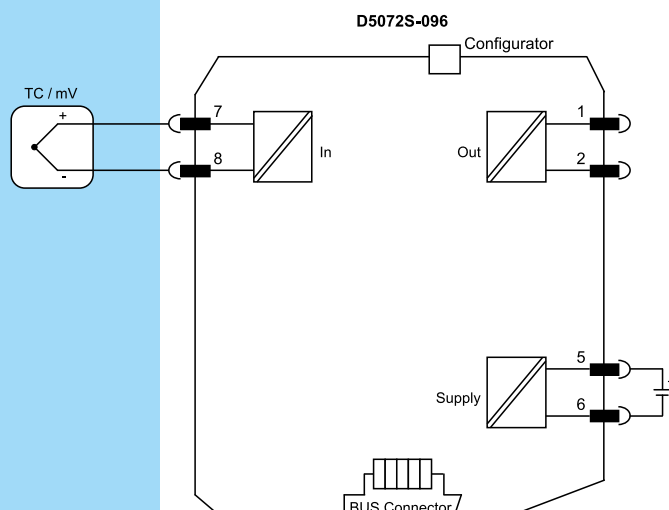
Dimensions: Width 12.5 mm, Depth 123 mm, Height 120 mm.

FUNCTION DIAGRAM

Additional installation diagrams may be found in Instruction Manual.

Hazardous Area

Safe Area/Zone 2/Div. 2



Functional Safety Management Certification:

GM International is certified to conform to IEC61508:2010 part 1 clauses 5-6 for safety related systems up to and included SIL3. In addition, GM International products have been granted I.S. certificates from the most credited Notified Bodies in the world.

Data specified in this document are merely descriptive of the products and should be integrated with relevant technical specifications. Our products are in constant development and the information presented herein refers to the time of document issue. No statements concerning a certain condition or suitability for a certain application can be derived from our information. The information given does not release the user from the obligation of own judgment and verification. Terms & Conditions can be found at our website. For more information refer to instruction manual.